



Location: CMA5b - Pedestrian Plaza

Report on 24-hour TSP monitoring for EP-376/2009

Action Level - 209.9 $\mu\text{g}/\text{m}^3$

Limit Level - 260 $\mu\text{g}/\text{m}^3$

Date	Sampling Time	Weather Condition	Filter paper no.	Filter Weight, g		Elapse Time, hr		Sampling Time, hr	Flow Rate, m^3/min			Total Volume, m^3	TSP Level, $\mu\text{g}/\text{m}^3$
				Initial	Final	Initial	Final		Initial, Q_{si}	Final, Q_{sf}	Average		
1-Dec-16	8:00	Fine	18162	2.6537	2.8860	7619.77	7643.77	24.00	1.10	1.09	1.09	1576	147.4
7-Dec-16	8:00	Cloudy	18258	2.6901	3.0562	7646.77	7670.77	24.00	1.09	1.09	1.09	1575	232.5
13-Dec-16	8:00	Cloudy	18146	2.6730	2.9060	7673.77	7697.77	24.00	1.09	1.09	1.09	1567	148.7
19-Dec-16	8:00	Fine	18171	2.7519	2.9946	7700.77	7724.77	24.00	1.09	1.09	1.09	1572	154.4
23-Dec-16	8:00	Cloudy	16342	2.8157	3.0871	7727.77	7751.77	24.00	1.09	1.10	1.10	1577	172.1

Report on 1-hour TSP monitoring for EP-376/2009

Action Level - 339.7 $\mu\text{g}/\text{m}^3$

Limit Level - 500 $\mu\text{g}/\text{m}^3$

Date	Sampling Time	Weather Condition	Filter paper no.	Filter Weight, g		Elapse Time, hr		Sampling Time, hr	Flow Rate, m^3/min			Total Volume, m^3	TSP Level, $\mu\text{g}/\text{m}^3$
				Initial	Final	Initial	Final		Initial, Q_{si}	Final, Q_{sf}	Average		
2-Dec-16	8:15	Fine	18341	2.6746	2.6959	7643.77	7644.77	1.00	1.09	1.09	1.09	66	324.6
2-Dec-16	9:40	Fine	18338	2.6766	2.6934	7644.77	7645.77	1.00	1.09	1.09	1.09	66	256.0
2-Dec-16	11:00	Fine	18337	2.6653	2.6820	7645.77	7646.77	1.00	1.09	1.09	1.09	66	254.5
8-Dec-16	8:05	Fine	18392	2.6702	2.6898	7670.77	7671.77	1.00	1.09	1.09	1.09	66	298.6
8-Dec-16	9:30	Fine	18150	2.7063	2.7243	7671.77	7672.77	1.00	1.09	1.09	1.09	66	274.2
8-Dec-16	10:45	Fine	18147	2.6750	2.6946	7672.77	7673.77	1.00	1.09	1.09	1.09	66	298.6
14-Dec-16	8:05	Cloudy	18546	2.7978	2.8106	7697.77	7698.77	1.00	1.09	1.09	1.09	65	195.6
14-Dec-16	9:30	Cloudy	16513	2.9005	2.9183	7698.77	7699.77	1.00	1.09	1.09	1.09	65	272.0
14-Dec-16	10:50	Cloudy	18540	2.7877	2.8189	7699.77	7700.77	1.00	1.09	1.09	1.09	65	476.7
20-Dec-16	8:05	Fine	18383	2.6714	2.6844	7724.77	7725.77	1.00	1.09	1.09	1.09	65	198.7
20-Dec-16	10:40	Fine	17785	2.7464	2.7628	7725.77	7726.77	1.00	1.03	1.03	1.03	62	264.6
20-Dec-16	13:00	Fine	18439	2.8640	2.8760	7726.77	7727.77	1.00	1.09	1.09	1.09	65	183.5
24-Dec-16	8:05	Cloudy	18109	2.7157	2.7235	7751.77	7752.77	1.00	1.10	1.10	1.10	66	118.5
24-Dec-16	9:10	Cloudy	16579	2.8410	2.8488	7752.77	7753.77	1.00	1.10	1.10	1.10	66	118.5
24-Dec-16	10:16	Cloudy	16573	2.8609	2.8690	7753.77	7754.77	1.00	1.10	1.10	1.10	66	123.1



Location: CMA6a - WDII PRE Office

Report on 24-hour TSP monitoring for EP-376/2009

Action Level - 207.1 µg/m³
 Limit Level - 260 µg/m³

Date	Sampling Time	Weather Condition	Filter paper no.	Filter Weight, g		Elapse Time, hr		Sampling Time, hr	Flow Rate, m ³ /min			Total Volume, m ³	TSP Level, µg/m ³
				Initial	Final	Initial	Final		Initial, Q _{si}	Final, Q _{sf}	Average		
1-Dec-16	8:00	Fine	18160	2.6632	2.8207	1305.57	1329.57	24.00	0.98	0.98	0.98	1414	111.4
7-Dec-16	8:00	Cloudy	15980	2.9109	3.1284	1332.57	1356.57	24.00	0.98	0.98	0.98	1413	153.9
13-Dec-16	8:00	Cloudy	18144	2.7041	2.8857	1359.57	1383.57	24.00	1.04	1.04	1.04	1496	121.4
19-Dec-16	8:00	Fine	18172	2.6868	2.8230	1386.58	1410.58	24.00	1.04	1.04	1.04	1502	90.7
23-Dec-16	8:00	Cloudy	18444	2.8436	2.9352	1413.58	1437.58	24.00	0.92	0.92	0.92	1324	69.2

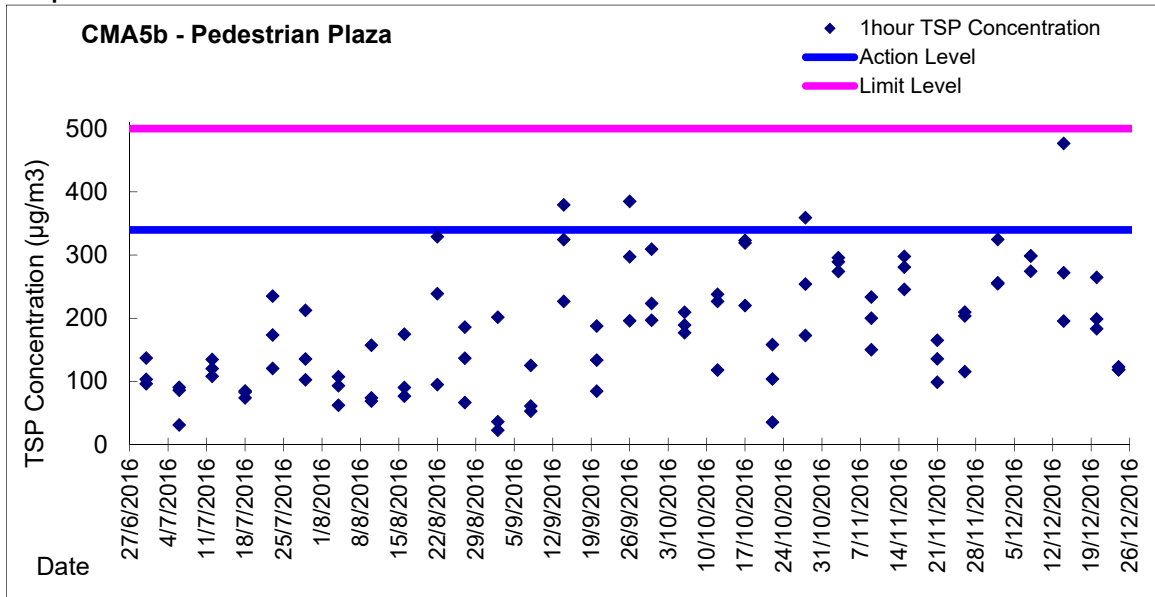
Report on 1-hour TSP monitoring for EP-376/2009

Action Level - 333 µg/m³
 Limit Level - 500 µg/m³

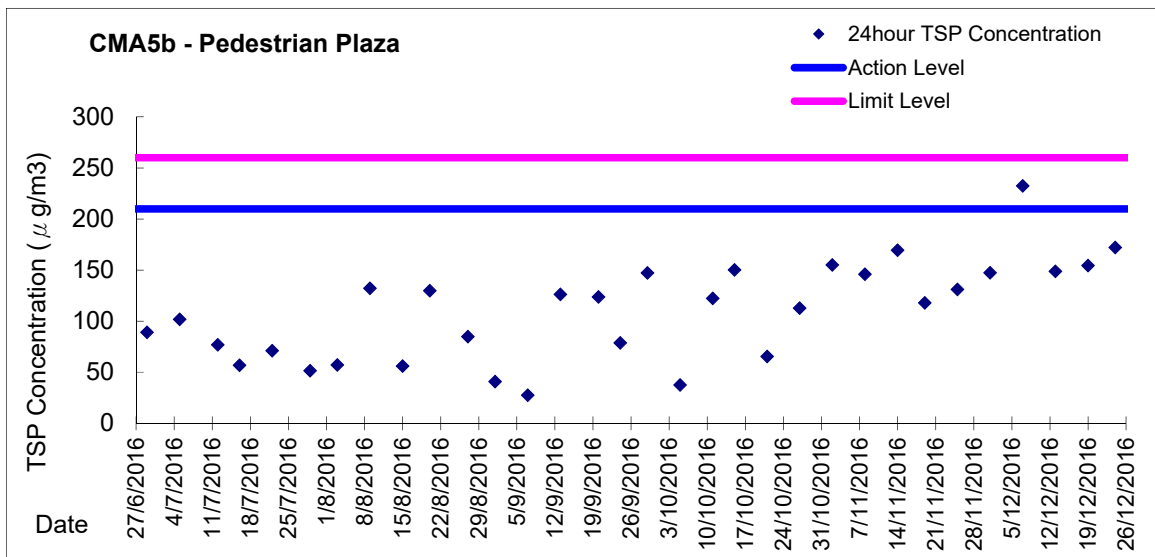
Date	Sampling Time	Weather Condition	Filter paper no.	Filter Weight, g		Elapse Time, hr		Sampling Time, hr	Flow Rate, m ³ /min			Total Volume, m ³	TSP Level, µg/m ³
				Initial	Final	Initial	Final		Initial, Q _{si}	Final, Q _{sf}	Average		
2-Dec-16	9:00	Fine	18342	2.6786	2.6837	1329.57	1330.57	1.00	1.05	1.05	1.05	63	81.3
2-Dec-16	10:05	Fine	18339	2.6677	2.6743	1330.57	1331.57	1.00	1.05	1.05	1.05	63	105.2
2-Dec-16	13:00	Fine	18335	2.6679	2.6756	1331.57	1332.57	1.00	1.05	1.05	1.05	63	122.8
8-Dec-16	8:05	Fine	18394	2.6923	2.7047	1356.57	1357.57	1.00	1.05	1.05	1.05	63	197.7
8-Dec-16	9:20	Fine	18152	2.6996	2.7099	1357.57	1358.57	1.00	1.05	1.05	1.05	63	164.2
8-Dec-16	10:45	Fine	18149	2.6795	2.6872	1358.57	1359.57	1.00	1.05	1.05	1.05	63	122.7
14-Dec-16	8:15	Cloudy	18543	2.8172	2.8250	1383.58	1384.58	1.00	1.04	1.04	1.04	63	124.8
14-Dec-16	9:20	Cloudy	18544	2.8188	2.8267	1384.58	1385.58	1.00	1.04	1.04	1.04	63	126.4
14-Dec-16	10:40	Cloudy	18542	2.8014	2.8151	1385.58	1386.58	1.00	1.04	1.04	1.04	63	219.1
20-Dec-16	8:04	Fine	18267	2.6940	2.7005	1410.58	1411.58	1.00	1.04	1.04	1.04	62	104.0
20-Dec-16	10:30	Fine	17783	2.7428	2.7515	1411.58	1412.58	1.00	0.98	0.98	0.98	59	148.3
20-Dec-16	13:00	Fine	18437	2.8566	2.8663	1412.58	1413.58	1.00	0.98	0.98	0.98	59	165.3
24-Dec-16	8:03	Cloudy	16583	2.8653	2.8723	1437.58	1438.58	1.00	1.05	1.05	1.05	63	111.2
24-Dec-16	9:20	Cloudy	16576	2.8489	2.8548	1438.58	1439.58	1.00	1.05	1.05	1.05	63	93.7
24-Dec-16	10:35	Cloudy	18631	2.6434	2.6501	1439.58	1440.58	1.00	1.05	1.05	1.05	63	106.4



Graphic Presentation of 1 hour TSP Result for EP-376/2009

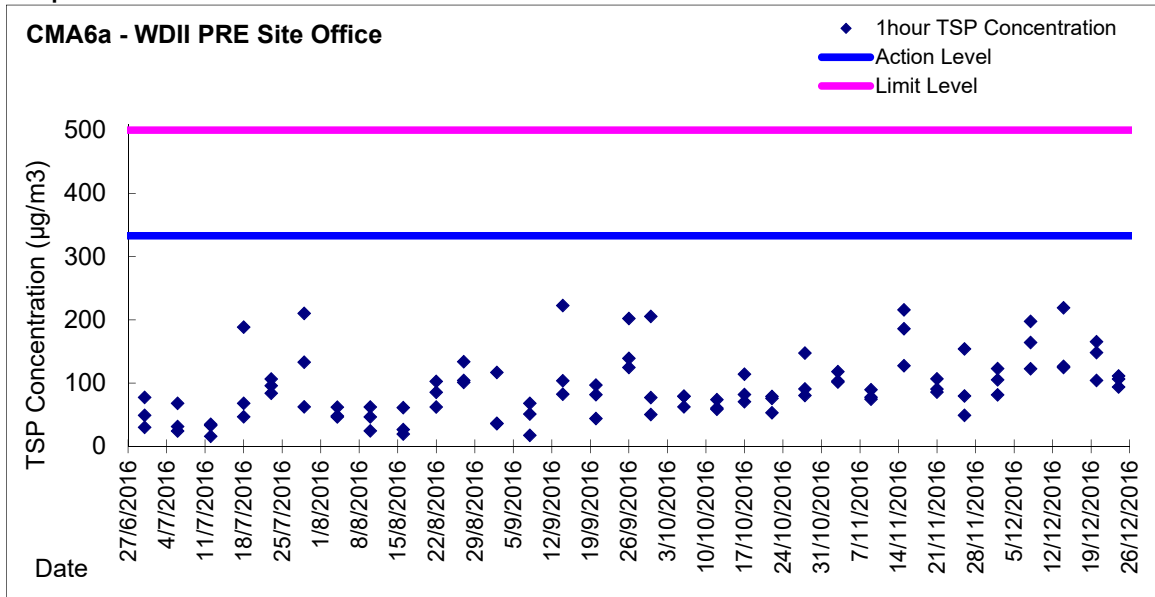


Graphic Presentation of 24 hour TSP Result for EP-376/2009





Graphic Presentation of 1 hour TSP Result for EP-376/2009



Graphic Presentation of 24 hour TSP Result for EP-376/2009

